



TOPlus premium

Maximum precision in a mini format



The TOPlus premium chuck is ideal for high-precision clamping of delicate and thin-walled parts, as well as solid and massive parts. In combination with premium clamping heads and when clamping against the end-stop, you benefit from incredible run-out accuracy of $\leq 5 \mu\text{m}$.

That makes the standard TOPlus premium chuck a better and less expensive alternative to hydro-expansion and diaphragm clamping devices. In addition to high precision, the large opening stroke also facilitates automated loading of the machine – even if the robot is somewhat inaccurate. By the way, slight contact with the workpiece during loading has no negative effect on the TOPlus premium. Despite its high precision it remains »robust« and your process remains stable.

For machining in which »standard« accuracy is sufficient, you can simply use conventional standard clamping heads. As with the conventional TOPlus mini, the run-out accuracy when clamping against the workpiece end-stop is $\leq 10 \mu\text{m}$. Of course, all compatible HAINBUCH adaptations can also be used. Change-over from O.D. to I.D. clamping or jaw clamping in less than two minutes is therefore assured.



The most accurate of all HAINBUCH chucks!

Key advantages

- Run-out accuracy $\leq 5 \mu\text{m}$ with premium clamping heads, otherwise $\leq 10 \mu\text{m}$ [requires clamping against the workpiece end-stop]
- For precise and powerful clamping
- Changeable to I.D. or jaw clamping [HAINBUCH SYSTEM]
- Less expensive than hydro-expansion and diaphragm clamping devices]



Max. run-out accuracy of chuck



Variant	premium chuck with standard clamping head	premium chuck with premium clamping head
Run-out	≤ 10 μm	≤ 5 μm
Description	Measured on a ground test shaft according to HAINBUCH standard [Alignment set], clamped against a workpiece end-stop	
Clamping head	<ul style="list-style-type: none"> ■ Standard sizes are in stock ■ Inexpensive clamping head ■ Round, other profile clamping also available [standard clamping range] 	<ul style="list-style-type: none"> ■ Custom clamping diameter ■ High-precision run-out ■ Round clamping possible [clamping range starting at 10 mm]


TOPlus premium pull-back in detail

Designation	
<ol style="list-style-type: none"> 1 Standard or premium clamping head with pull-back and hexagonal geometry for optimum chuck sealing and improved clamping force 2 Spindle flange 3 Chuck through-bore for bar work after disassembling the base end-stop 4 Fixed base end-stop for clamping with pull-back effect, central mounting thread for workpiece specific end-stop 5 Mounting thread for drawtube connection 6 Clamping screw for base end-stop, easy mounting through external actuation 7 Grease nipple, optimal holding power due to efficient lubrication 	



Order overview. TOPlus premium chuck

Clamping elements and adaptations




Size	Variant	Spindle nose	Total length [mm]	Material	In stock	Clamping head SE	MANDO Adapt T211 SE for TOPlus mini / premium	MANDO Adapt T212 SE for TOPlus mini / premium	Jaw module SE	Face driver for TOPlus mini / premium	Magnet module SE
						Page 11	See main catalogue	See main catalogue	See main catalogue	See main catalogue	See main catalogue
26	Pull-back	A2-4	102	10017416	✓	✓					
		A2-5		10017418	✓						
			125	10017419	✓						
40	Pull-back	A2-4	125	10017420	✓	✓					
		A2-5	117	10017421	✓						
			125	10017422	✓						
			143	10017423	✓						
		A2-6	124	10017424	✓						
			142	10017425	✓						
		AP120	106	10017426	✓						
			118	10017427	✓						
		AP140	106	10017428	✓						
		52	Pull-back	A2-5	122						
145	10017432				✓						
A2-6	122			10017433	✓						
	145			10017434	✓						
A2-8	120			10017435	✓						
	145			10017436	✓						
AP110	120			10017437	✓						
AP120	105			10017438	✓						
	115			10017439	✓						
AP140	105			10017440	✓						
	115	10017441	✓								
65	Pull-back	A2-5	124	10017442	✓	✓	✓	✓	✓	✓	✓
			130	10017443	✓						
			150	10017444	✓						
		A2-6	126	10017445	✓						
			130	10017446	✓						
			155	10017447	✓						
		A2-8	130	10017448	✓						
			155	10017450	✓						
		AP120	111	10017451	✓						
			120	10017452	✓						
		AP140	111	10017453	✓						
			120	10017454	✓						
		AP170	115	10017455	✓						

available 2022

available 2022



Order overview. TOPlus premium chuck



100
available
2022

Size	Variant	Spindle nose	Total length [mm]	Material	In stock	Clamping head SE	MANDO Adapt T211 SE for TOPlus mini / premium	MANDO Adapt T212 SE for TOPlus mini / premium	Jaw module SE	Face driver for TOPlus mini / premium	Magnet module SE
						Page 11	See main catalogue	See main catalogue	See main catalogue	See main catalogue	See main catalogue
100	Pull-back	A2-5	160	10017465	✓	✓	✓	✓	✓	✓	✓
		A2-6	164	10017466	✓						
			170	10017467	✓						
		A2-8	162	10017468	✓						
			180	10017469	✓						
		A2-11		10017470	✓						
			195	10017471	✓						
		AP170	164	10017472	✓						
AP220	150	10017473	✓								

The specified accuracy is achieved with the compatible premium clamping head when clamping against a workpiece end-stop.

TOPlus premium and TOPlus mini chucks require adaptations [MANDO Adapt, face driver and morse taper adapter] of the mini series.

Machine spindle standard DIN ISO 702-1.

For more connection data please visit www.hainbuch.com

Scope of delivery

- Chuck
- Base end-stop
- Socket wrench insert 1/2"

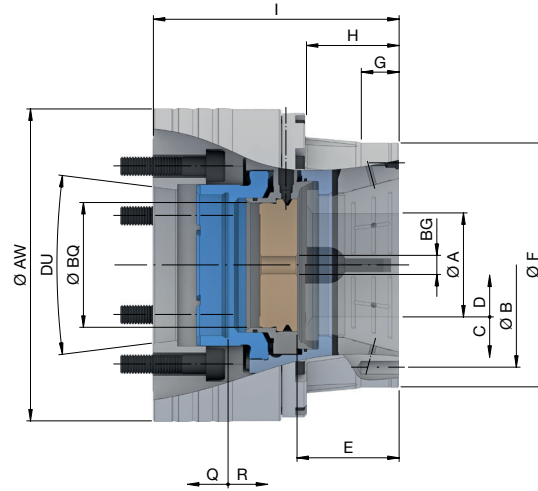
CHUCKS

TOPlus premium chuck



TOPlus premium pull-back size 26. Technical data

available
2022



Size	26	
Variant	Pull-back	
Run-out with standard clamping head ≤ [mm]	0,01	
Run-out with premium clamping head ≤ [mm]	0,005	
Max. radial clamping force [kN]	35	
Max. axial drawtube force [pull / push] [kN]	16	
RPM n max. [1/min.]	10000	
Clamping range with standard clamping head [mm]	A	3 – 26
Clamping range with premium clamping head [mm]	A	10 – 26
Release stroke in Ø [mm]	C	0,6
Reserve stroke in Ø [mm]	D	0,6
Range / recommended workpiece tolerance [mm]	± 0,3	
End-stop depth [mm]	E	33,8
Ø Capacity [mm]	BQ	37
End-stop thread size [M]	BG	8
Location front end-stop	F	Ø 67 f7
Centering length [mm]	G	15
Bolt hole circle end-stop	B	LK Ø 58 [3 x M6]
Length [mm]	H	43
Reserve stroke axial [mm]	Q	1
Release stroke axial [mm]	R	2

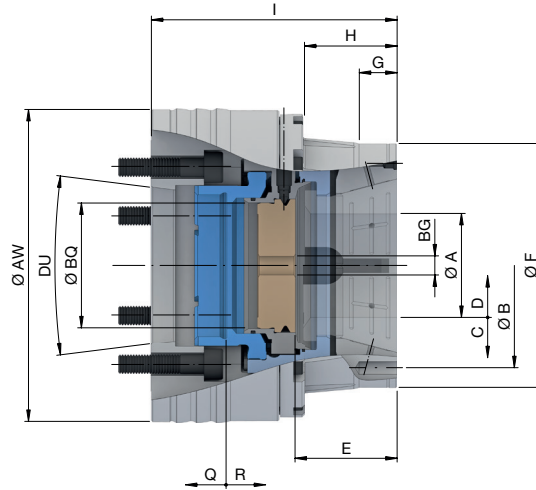
Spindle nose	DU	A2-4		A2-5	
Total length [mm]	I	102			125
Outer Ø [mm]	AW	114		128	
Weight [kg]		4,9		6,3	6,9
In stock		✓		✓	✓
Material		10017416		10017418	10017419

Clamping heads	Alignment set	Accessory overview
Page 11	Page 11	See main catalogue



TOPlus premium pull-back size 40. Technical data

available
2022



Size	40	
Variant	Pull-back	
Run-out with standard clamping head ≤ [mm]	0,01	
Run-out with premium clamping head ≤ [mm]	0,005	
Max. radial clamping force [kN]	103	
Max. axial drawtube force [pull / push] [kN]	33	
RPM n max. [1/min.]	7000	
Clamping range with standard clamping head [mm]	A	3 – 40
Clamping range with premium clamping head [mm]	A	10 – 40
Release stroke in Ø [mm]	C	0,5
Reserve stroke in Ø [mm]	D	0,8
Range / recommended workpiece tolerance [mm]	± 0,5	
End-stop depth [mm]	E	47
Ø Capacity [mm]	BQ	44
End-stop thread size [M]	BG	10
Location front end-stop	F	Ø 91 f7
Centering length [mm]	G	20
Bolt hole circle end-stop	B	LK Ø 105 [3 x M6]
Length [mm]	H	47
Reserve stroke axial [mm]	Q	2
Release stroke axial [mm]	R	2

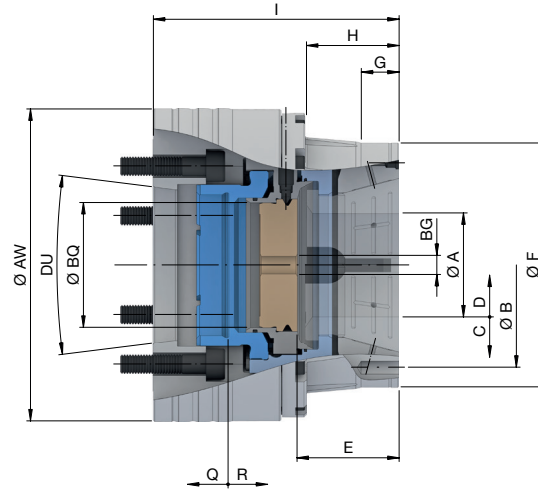
Spindle nose	DU	A2-4		A2-5		A2-6	
Total length [mm]	I	125	117	125	143	124	142
Outer Ø [mm]	AW	132		132		163	
Weight [kg]		7,7	7	7,5	7,5	9,5	10
In stock		✓	✓	✓	✓	✓	✓
Material		10017420	10017421	10017422	10017423	10017424	10017425

Spindle nose	DU	AP120		AP140
Total length [mm]	I	106		118
Outer Ø [mm]	AW	132		150
Weight [kg]		6,5		8
In stock		✓		✓
Material		10017426		10017427

Clamping heads	Alignment set	Accessory overview
Page 11	Page 11	See main catalogue



TOPlus premium pull-back size 52. Technical data



Size	52	
Variant	Pull-back	
Run-out with standard clamping head ≤ [mm]	0,01	
Run-out with premium clamping head ≤ [mm]	0,005	
Max. radial clamping force [kN]	108	
Max. axial drawtube force [pull / push] [kN]	40	
RPM n max. [1/min.]	7000	
Clamping range with standard clamping head [mm]	A	3 – 52
Clamping range with premium clamping head [mm]	A	10 – 52
Release stroke in Ø [mm]	C	0,6
Reserve stroke in Ø [mm]	D	1
Range / recommended workpiece tolerance [mm]	± 0,5	
End-stop depth [mm]	E	46
Ø Capacity [mm]	BQ	53
End-stop thread size [M]	BG	10
Location front end-stop	F	Ø 119 f7
Centering length [mm]	G	15
Bolt hole circle end-stop	B	LK Ø 105 [3 x M8]
Length [mm]	H	42
Reserve stroke axial [mm]	Q	2
Release stroke axial [mm]	R	2,5

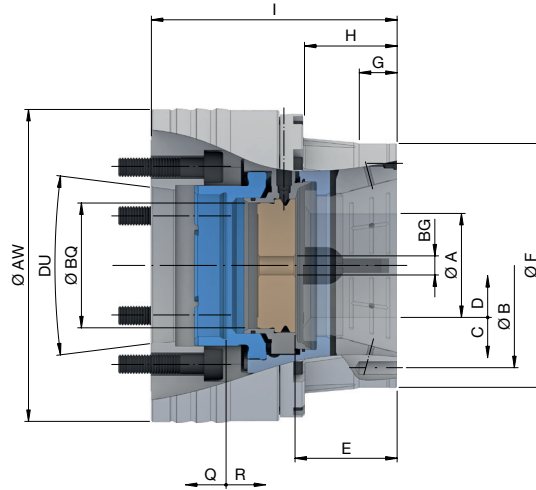
Spindle nose	DU	A2-5		A2-6		A2-8	
Total length [mm]	I	122	145	122	145	120	145
Outer Ø [mm]	AW	149		159		204	
Weight [kg]		10	10,5	11	11	15,7	16
In stock		✓	✓	✓	✓	✓	✓
Material		10017430	10017432	10017433	10017434	10017435	10017436

Spindle nose	DU	AP110		AP120		AP140	
Total length [mm]	I	120	105	115	105	115	
Outer Ø [mm]	AW	149		150		150	
Weight [kg]		10,7	10	10	9,5	9,5	
In stock		✓	✓	✓	✓	✓	
Material		10017437	10017438	10017439	10017440	10017441	

Clamping heads Page 11	Adaptations I.D. clamping See main catalogue	Face driver / morse taper See main catalogue	Magnet module See main catalogue	Alignment set Page 11	Accessory overview See main catalogue



TOPlus premium pull-back size 65. Technical data



Size	65	
Variant	Pull-back	
Run-out with standard clamping head ≤ [mm]	0,01	
Run-out with premium clamping head ≤ [mm]	0,005	
Max. radial clamping force [kN]	120	
Max. axial drawtube force [pull / push] [kN]	45	
RPM n max. [1/min.]	6000	
Clamping range with standard clamping head [mm]	A	3 – 65
Clamping range with premium clamping head [mm]	A	10 – 65
Release stroke in Ø [mm]	C	0,6
Reserve stroke in Ø [mm]	D	1
Range / recommended workpiece tolerance [mm]	± 0,5	
End-stop depth [mm]	E	54
Ø Capacity [mm]	BQ	66
End-stop thread size [M]	BG	12
Location front end-stop	F	Ø 129 f7
Centering length [mm]	G	20
Bolt hole circle end-stop	B	LK Ø 112 [3 x M8]
Length [mm]	H	49
Reserve stroke axial [mm]	Q	2
Release stroke axial [mm]	R	2,5

Spindle nose	DU	A2-5			A2-6			A2-8	
Total length [mm]	I	124	130	150	126	130	155	130	155
Outer Ø [mm]	AW	165						204	
Weight [kg]		11,5	13		11			16	
In stock		✓	✓	✓	✓	✓	✓	✓	✓
Material		10017442	10017443	10017444	10017445	10017446	10017447	10017448	10017450

Spindle nose	DU	AP120		AP140		AP170
Total length [mm]	I	111	120	111	120	115
Outer Ø [mm]	AW	165				180
Weight [kg]		12,5		11,8		12,5
In stock		✓	✓	✓	✓	✓
Material		10017451	10017452	10017453	10017454	10017455

Clamping heads Page 11	Adaptations I.D. clamping See main catalogue	Adaptations jaw clamping See main catalogue	Face driver / Morse taper See main catalogue	Magnet module See main catalogue	Alignment set Page 11	Accessory overview See main catalogue

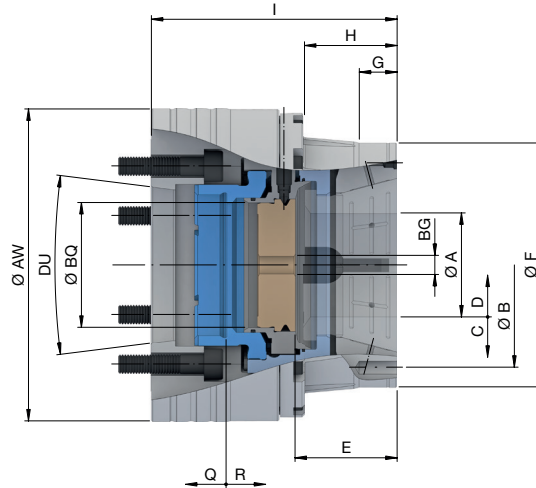
CHUCKS

TOPlus premium chuck



TOPlus premium pull-back size 100. Technical data

available
2022



Size	100	
Variant	Pull-back	
Run-out with standard clamping head ≤ [mm]	0,01	
Run-out with premium clamping head ≤ [mm]	0,005	
Max. radial clamping force [kN]	172	
Max. axial drawtube force [pull / push] [kN]	65	
RPM n max. [1/min.]	4650	
Clamping range with standard clamping head [mm]	A	15 – 100
Clamping range with premium clamping head [mm]	A	15 – 100
Release stroke in Ø [mm]	C	1,6
Reserve stroke in Ø [mm]	D	1,5
Range / recommended workpiece tolerance [mm]	± 1,0	
End-stop depth [mm]	E	72
Ø Capacity [mm]	BQ	102
End-stop thread size [M]	BG	12
Location front end-stop	F	Ø 183 f7
Centering length [mm]	G	20
Bolt hole circle end-stop	B	LK Ø 160 [3 x M8]
Length [mm]	H	64
Reserve stroke axial [mm]	Q	3
Release stroke axial [mm]	R	5

Spindle nose	DU	A2-5	A2-6		A2-8		A2-11	
Total length [mm]	I	160	164	170	162	180	195	195
Outer Ø [mm]	AW			221			281	
Weight [kg]		27	31		31,5		43	
In stock		✓	✓	✓	✓	✓	✓	✓
Material		10017465	10017466	10017467	10017468	10017469	10017470	10017471

Spindle nose	DU	AP170	AP220
Total length [mm]	I	164	150
Outer Ø [mm]	AW	221	230
Weight [kg]		28	26
In stock		✓	✓
Material		10017472	10017473

→							
	Clamping heads	Adaptations I.D. clamping	Adaptations jaw clamping	Face driver / Morse taper	Magnet module	Alignment set	Accessory overview
	Page 11	See main catalogue	See main catalogue	See main catalogue	See main catalogue	Page 11	See main catalogue



Clamping head TOPG. For clamping of finished material

Size	Total length [mm]	Particularity	Profile	Increments [mm]	Type of serration	Clamping range [mm]	Variant	In stock	Material
26 available 2022	31	No front nose	●	0,5	Smooth	3 – 26	Standard	✓	top26gr3,0-26,0
						10 – 26	Premium	[✓]	top26gr10,0-26,0p5
40 available 2022	44	No front nose	●	0,5	Smooth	3 – 40	Standard	✓	top40gr3,0-40,0
						10 – 40	Premium	[✓]	top40gr10,0-40,0p5
52	42	No front nose	●	0,5	Smooth	3 – 52	Standard	✓	top52gr3,0-52,0
						10 – 52	Premium	[✓]	top52gr10,0-52,0p5
65	49	No front nose	●	0,5	Smooth	3 – 65	Standard	✓	top65gr3,0-65,0
						10 – 65	Premium	[✓]	top65gr10,0-65,0p5
100 available 2022	59	No front nose	●	1	Smooth	15 – 41	Standard	–	top100gr15,0-41,0
						42 – 100		[✓]	top100gr42,0-100,0
						15 – 100	Premium	[✓]	top100gr15,0-100,0p5

[✓] Note: With the premium clamping heads, you can choose the desired clamping diameter. Gradations of 0.5 or 1 mm are not necessary. We manufacture parts to your required diameter with μm precision within a delivery time of 4 weeks.

Alignment set [master clamping head + test shaft]. For alignment of the premium chuck with μm precision

Size	Figure	In stock	Material
26 available 2022		✓	10018832
40 available 2022		✓	10018833
52		✓	10018819
65		✓	10018820
100 available 2022		✓	10018835



HAINBUCH GMBH · WORKHOLDING TECHNOLOGY

Postfach 1262 · 71667 Marbach / Erdmannhäuser Straße 57 · 71672 Marbach · Germany

Tel. +49 7144.907-0 · Fax +49 7144.18826 · sales@hainbuch.com · www.hainbuch.com